

SHEET 10

The Lemonade Stand

Counting Money · Mo & Pip's Till



Directions — Every customer pays Mo & Pip. **Start counting with the biggest money first.** Write each total on the till tape — use ¢ for cents and \$ for dollars.

Know your money —



dollar
100¢



quarter
25¢




dime
10¢





nickel
5¢




penny
1¢

1 CUSTOMER 1 PAID...

 TOTAL _____


2 CUSTOMER 2 PAID...

 TOTAL _____

3 CUSTOMER 3 PAID...

 TOTAL _____

4 CUSTOMER 4 PAID...

 TOTAL _____


5 CUSTOMER 5 PAID...


 TOTAL _____


6 CUSTOMER 6 PAID...

 TOTAL _____


7 CUSTOMER 7 PAID WITH A BILL!


 TOTAL _____


8 CUSTOMER 8 PAID...

 TOTAL _____

9 CUSTOMER 9 PAID...

 TOTAL _____

10 CUSTOMER 10 PAID...

 TOTAL _____

11 CUSTOMER 11 PAID...

 TOTAL _____

12 CUSTOMER 12 PAID...

 TOTAL _____

13 CUSTOMER 13 PAID...

 TOTAL _____

14 **★ Boss Problem**
 THE WHOLE SOCCER TEAM SENT THEIR DOG WITH THE GROUP ORDER MONEY!

 TOTAL _____

